

Market Report

August, 2019



Regalia

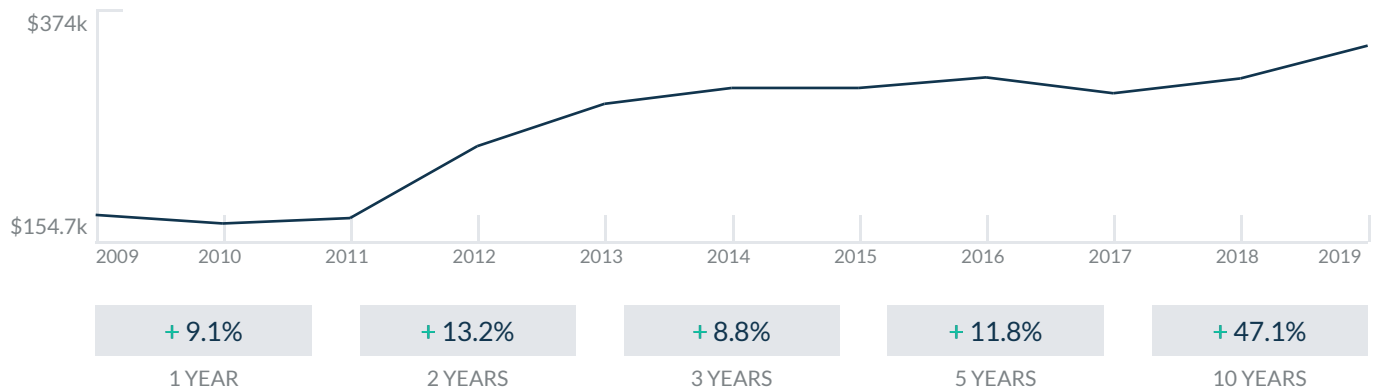
19505 Collins Ave
Sunny Isles Beach , FL 33160

Every month we compile this comprehensive market report focus on Regalia in this convenient and easy to read format. Our datas comes from more than six different sources including MLS Associations, County Offices and Financial Institutions. Get this report for free every month on our website regaliaapartmentsforsale.com.

Property Stats

POSTAL CODE 33160

The property stats graph represents the median price evolution since ten years in your postal code area.



Similar Properties

DAYS ON THE MARKET

Everyday 3 months we monitor how many days it takes for similar properties to be sold. This is also a good indicator to know when to buy or sale!

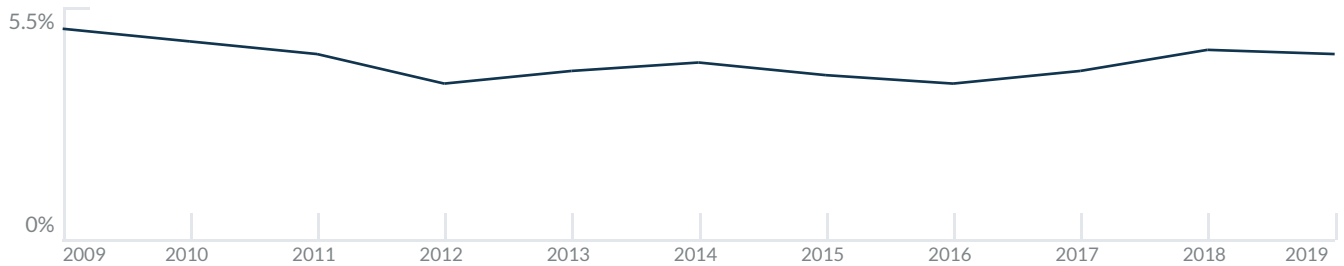
1 days

Mortgage Rates

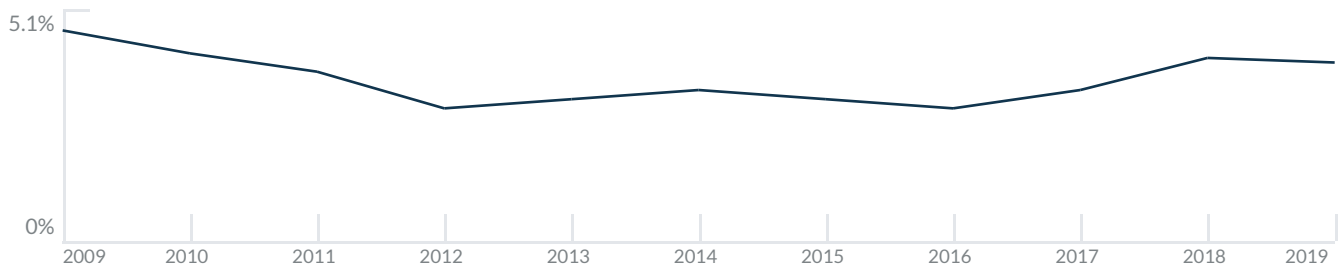
PER YEAR

Understanding mortgage economics is important when you want to buy with a loan. Below is the historical yearly average mortgage rates in the Unites States retrieved from Freddie Mac©

30 YEARS FIXED 4.4%



15 YEARS FIXED 3.9%



5/1-YEAR ADJUSTABLE 3.9%



Schools

CLOSEST

Having good schools nearby is important if you have kids or plan to rent or sell your home. Ratings are retrieved from the leading independent and nonprofit GreatSchools©

ELEMENTARY SCHOOL	MIDDLE SCHOOL	HIGH SCHOOL
Aventura City Of Excellence School	Hollywood Academy of Arts and Science Middle School	Palmdale High School
10/10	10/10	3/10

Insights

IN REGALIA

Below the average listing prices of available unit per property type.



Activity

SOLD OR RENTED

Below the latest transactions reported by the local MLS Association for Regalia



\$40,000



UNIT 11

RENTED | MAR 2019

Sold

LAST 20 PROPERTIES SOLD IN REGALIA

Unit	Price	Beds/Baths	\$/Sqft	Sqft	Buying Date	Days on Market
------	-------	------------	---------	------	-------------	----------------

Rented

LAST 20 PROPERTIES RENTED IN REGALIA

Unit	Price	Beds/Baths	\$/Sqft	Sqft	Rented Date	Days on Market
11	\$40,000	4/5	\$7.3	5,515	May 2019	53

Currently Listed

ACTIVE LISTINGS 1/1

Unit	Price	Beds/Baths	\$/Sqft	Sqft	Listing Date	Owner
BH-3	\$15,000,000	6/6	\$1,426.5	10515	Sep 2018	N/A
PH-43	\$22,500,000	6/6	\$2,092.1	10755	Sep 2018	N/A
N/A	\$8,250/mth	3/2	\$3.3	2478	Apr 2019	N/A
5	\$9,000,000	4/5	\$1,802.9	4992	Apr 2019	N/A
5	\$40,000/mth	4/5	\$8.0	4992	Jul 2019	N/A
23	\$7,995,000	4/5	\$1,449.7	5515	Jan 2019	N/A
29	\$7,500,000	4/5	\$1,359.9	5515	Dec 2018	N/A
29	\$30,000/mth	4/5	\$5.4	5515	Apr 2019	N/A
30	\$15,000,000	4/5	\$3,004.8	4992	Apr 2019	N/A
30	\$80,000/mth	4/5	\$16.0	4992	Apr 2019	N/A
36	\$10,500,000	4/5	\$1,903.9	5515	Aug 2018	REGALIA 36 L...
42	\$12,500,000	4/5	\$2,266.5	5515	Jun 2017	N/A