



Regalia

19505 Collins Ave
Sunny Isles Beach , FL 33160

Every month we compile this comprehensive market report focus on Regalia in this convenient and easy to read format. Our datas comes from more than six different sources including MLS Associations, County Offices and Financial Institutions. Get this report for free every month on our website regaliaapartmentsforsale.com.

Property Stats

POSTAL CODE 33160

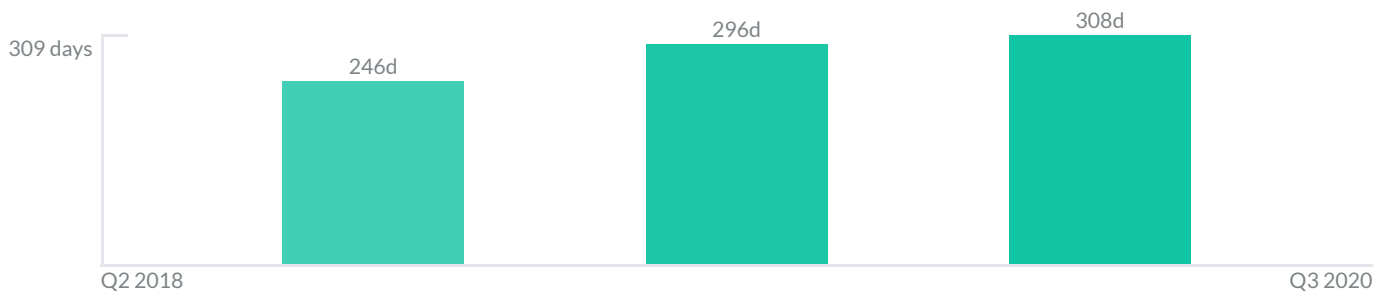
The property stats graph represents the median price evolution since ten years in your postal code area.



Similar Properties

DAYS ON THE MARKET

Everyday 3 months we monitor how many days it takes for similar properties to be sold. This is also a good indicator to know when to buy or sale!

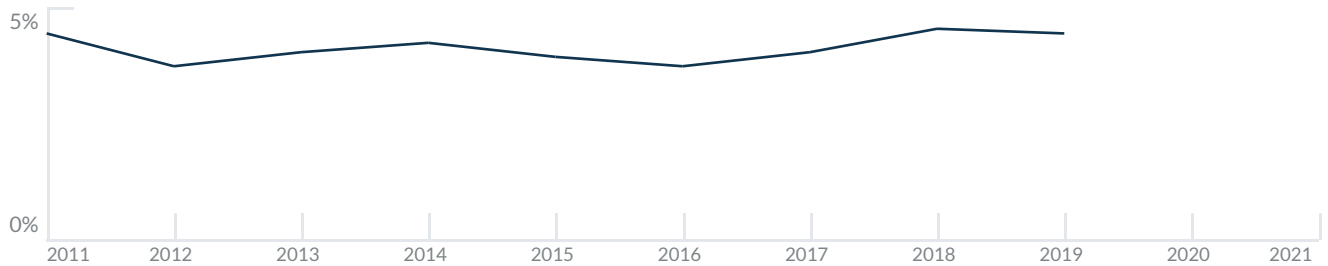


Mortgage Rates

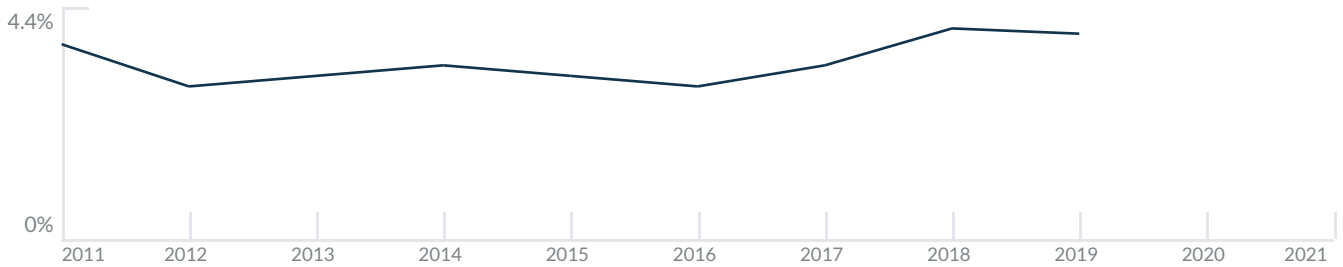
PER YEAR

Understanding mortgage economics is important when you want to buy with a loan. Below is the historical yearly average mortgage rates in the Unites States retrieved from Freddie Mac©

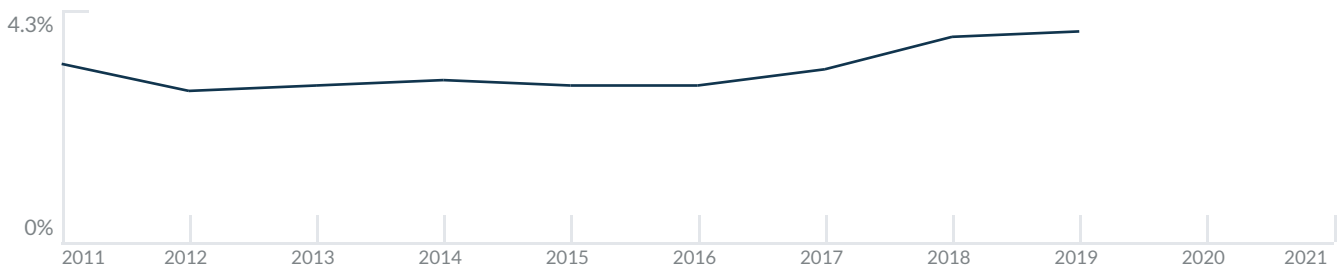
30 YEARS FIXED 4.4%



15 YEARS FIXED 3.9%



5/1-YEAR ADJUSTABLE 3.9%



Schools

CLOSEST

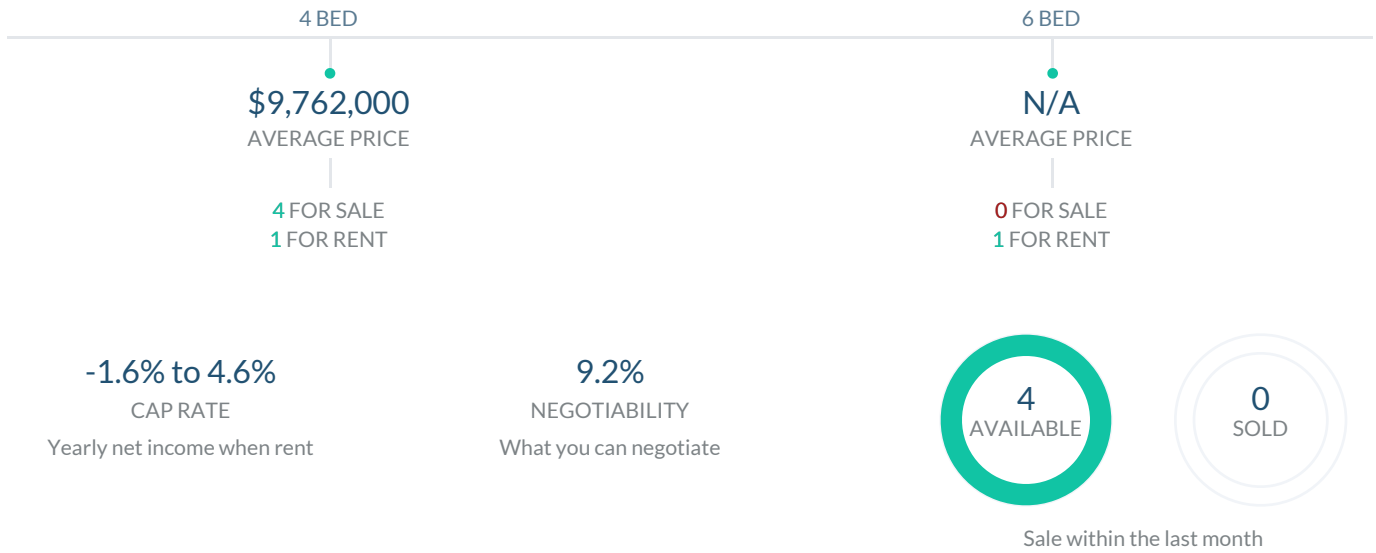
Having good schools nearby is important if you have kids or plan to rent or sell your home. Ratings are retrieved from the leading independent and nonprofit GreatSchools©

ELEMENTARY SCHOOL	MIDDLE SCHOOL	HIGH SCHOOL
Aventura City Of Excellence School	Hollywood Academy of Arts and Science Middle School	Manalapan High School
10/10	10/10	3/10

Insights

IN REGALIA

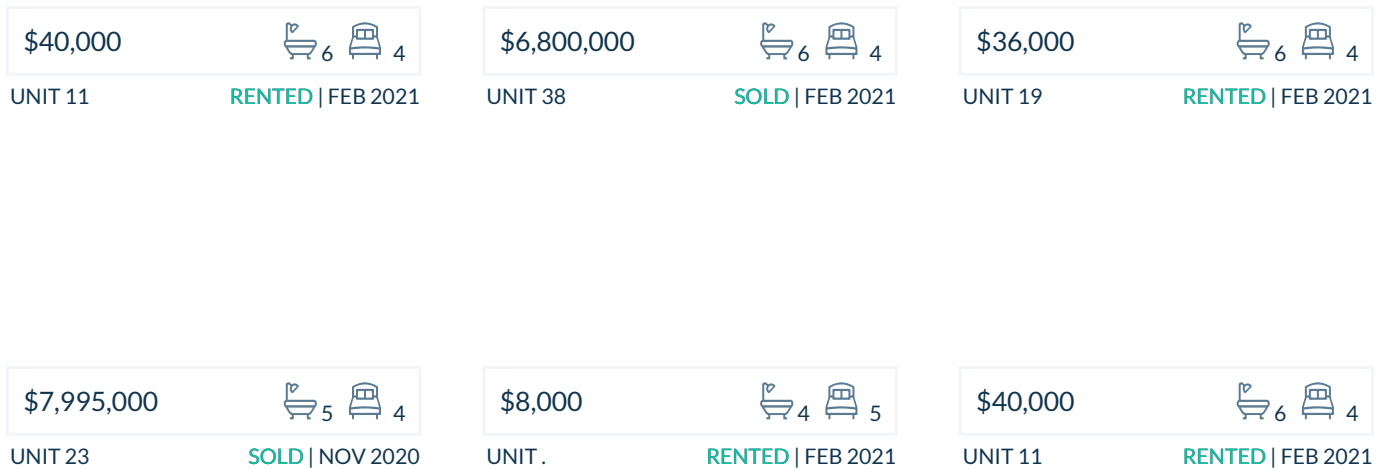
Below the average listing prices of available unit per property type.



Activity

SOLD OR RENTED

Below the latest transactions reported by the local MLS Association for Regalia



Sold

LAST 20 PROPERTIES SOLD IN REGALIA

Unit	Price	Beds/Baths	\$/Sqft	Sqft	Buying Date	Days on Market
38	\$6,800,000	4/6	\$1,233.0	5,515	Jul 2020	308
23	\$7,995,000	4/5	\$1,449.7	5,515	Dec 2019	296
21	\$8,999,000	4/6	\$1,631.7	5,515	Jun 2018	246
39	\$10,850,000	4/5	\$1,967.4	5,515	Apr 2016	363

Rented

LAST 20 PROPERTIES RENTED IN REGALIA

Unit	Price	Beds/Baths	\$/Sqft	Sqft	Rented Date	Days on Market
11	\$40,000	4/6	\$8.0	4,992	Nov 2020	129
19	\$36,000	4/6	N/A	N/A	Mar 2020	46
.	\$8,000	5/4	\$2.6	3,116	Jun 2019	1
11	\$40,000	4/6	\$7.3	5,515	May 2019	53

Currently Listed

ACTIVE LISTINGS 1/1

Unit	Price	Beds/Baths	\$/Sqft	Sqft	Listing Date	Owner
N/A	\$20,000/mth	6/7	\$3.9	5131	Mar 2021	PIERTO OPPE...
6	\$7,599,000	4/6	\$1,522.2	4992	Mar 2021	JEAN JACQUE...
16	\$45,000/mth	4/6	\$9.0	4992	Feb 2021	GREEN SPRIN...
21	\$9,000,000	4/6	\$1,631.9	5515	Nov 2020	N/A
36	\$9,950,000	4/6	\$1,993.2	4992	Feb 2021	REGALIA 36 L...
42	\$12,500,000	4/6	\$2,504.0	4992	Feb 2021	N/A